

BUILDING PRODUCTS


HEAD OFFICE: AUCKLAND (09) 579 0367

CHRISTCHURCH (03) 379 9364

www.centabuild.co.nz sales@centabuild.co.nz

Product specifications can change. Contact us to ensure you have our latest datasheet

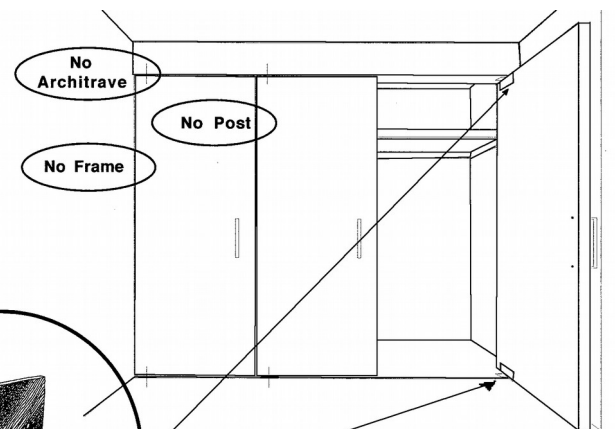
ANGLE-SHOE HC35 PIVOT SET



NO ARCHITRAVE

NO POST

NO FRAME



APPLICATION:

35mm cellular core wardrobe doors.

ADVANTAGES

Door frames and architraves not required.
No protruding hinge knuckles.
Simple hand-tool installation.

BOXED PIVOT SET

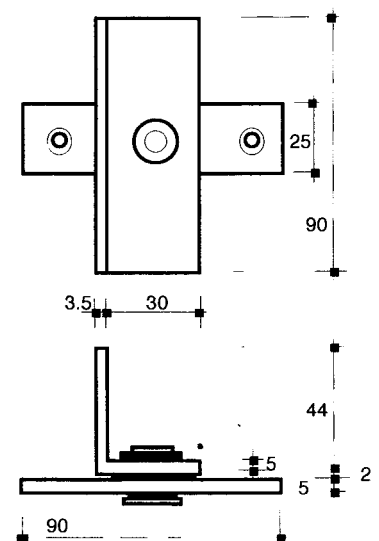
2 x non-handed pivots refer to sketch right.
Fixing screws and fitting instructions.

MATERIALS & FINISHES

Angle & plate - 6063 aluminium T6 temper.
Aluminium finish - etch primed/grey paint finish.
Brushes - self lubricating nylon.
Pivot pin - tubular steel, zinc passivated.
Screws - steel, zinc plated 4.5 diam CS.

NOTES FOR DESIGNERS

Accurate & plumb plasterboard work to be specified.
Pivoting doors reduce the clear door opening width.
Pivoting doors in walls do not swing through a full 180°.
The pivot stile of the door swings into the robe 53mm.



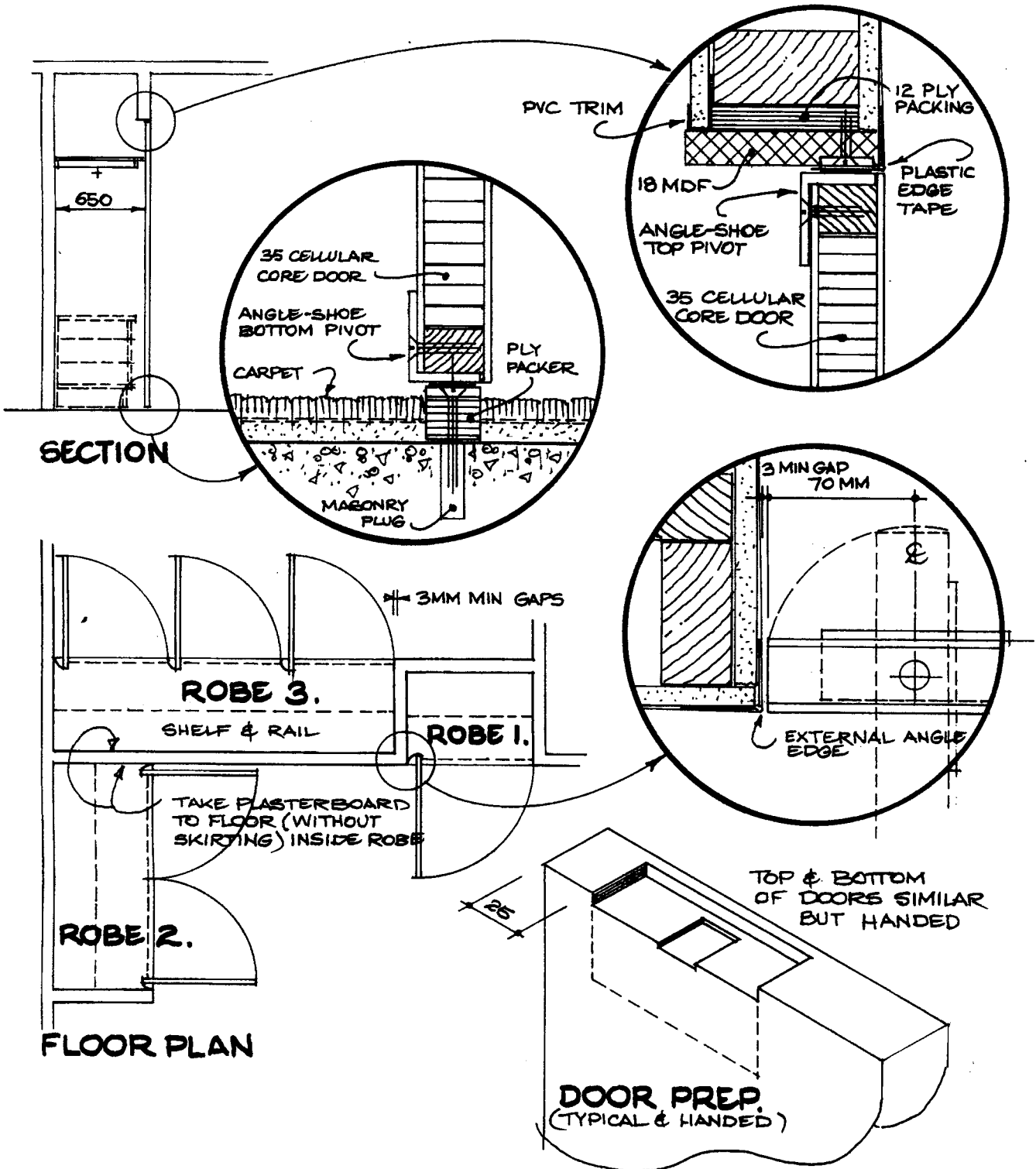
NOTE: The technical information and suggestions for use and application presented herein represent the best information available to us and are believed to be reliable. If used beyond the situations detailed on this datasheet we advise confirming their suitability before installation. All dimensions are nominal.

We reserve the right to make changes or to withdraw designs and products without notice.

ANGLE-SHOE

ANGLE-SHOE HC35 CONCEALED PIVOTS

- WARDROBE DETAILS FOR LIGHT 35MM DOORS
- SPECIFICATION NOTES



SPECIFICATION NOTES FOR THE 'ANGLE-SHOE' HC 35 PIVOT SET

- Uses** 35mm cellular core doors 20 kg max. Pivots to be fitted in accordance with the fitting instructions packed with the pivots.
- Walls** Accurate openings in walls are required for doors without frames. Door hanging & plasterboard work to be coordinated between the trades. Extend plasterboard to floor inside wardrobe (without a skirting) for the swing of the pivot stile of the door.
- Jamb** Jamb linings are to be square, plumb and sound. Perforated metal external angles are acceptable for vertical jamb linings.
- Head** A flat sound head is required. Door opening heights vary with floor coverings and must be calculated before preparing the door opening. Use plastic edge tape with flush heads. 'Straitflex' 76mm plastic tape from 'Intex' Melbourne (03) 9357 9299.
- Floor** A sound level floor is required. Pack floor bearing plate with dense ply for carpet thickness and the gap sizes required.
- Doors** To Australian Standard AS 2688. Do not trim cellular core doors. Doors over 2040mm high may need to be stiffened.
- Tolerance** For door openings: +1mm -1mm in 2000mm maximum.
- Prototype** Fabricate prototype door arrangement for multiple use of 'Angle-Shoe' pivot sets for full product understanding.
- Fixings** Screws are supplied with pivots. Use long screws for the floor bearing plate. Supply and fix masonry plugs where required.
- Robe Depth** increase the wardrobe depth to accommodate the swing of the pivot stile of the door. refer to details above.