

CENTABUILD

BUILDING PRODUCTS

HEAD OFFICE: AUCKLAND (09) 579 0367
 WELLINGTON (04) 568 7086 • CHRISTCHURCH (03) 379 9364
www.centabuild.co.nz sales@centabuild.co.nz



BRUSH PILE SEALS DATASHEET - AUG08

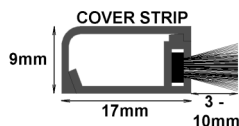
Product specifications can change. Contact us to ensure you have our latest datasheet

POLYPROPYLENE BRUSH PILE SEALS

Polypropylene brush seals are common pile seals used with timber, aluminium and PVC joinery throughout the world. Polypropylene will not rot, is UV, chemical and weather resistant, and has exceptional abrasion resistance.

Both Standard Brush Pile and Brush Pile with central fin are available. Finned seals offer superior acoustic and water resistance, but can make the door or window harder to operate, because of the superior air sealing and the fin being less flexible than is the brush pile.

KSB & KSF Polypropylene Brush Seals in Aluminium Holder with concealed screw fixings.



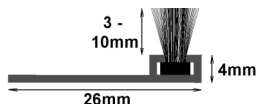
KSB Seals consist of a polypropylene brush in an aluminium holder.

The holder features concealed screw application through slotted holes that allow easy adjustment of seal height during installation. An aluminium cover strip conceals the screw heads. The brush is available in black or grey. The carrier is available in a wide variety of painted or anodised colours.

KSF is similar to KSB but has the addition of a central fin for superior acoustic and weather resistance.

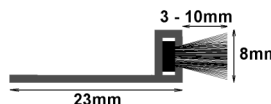
- KSB03 has 3mm black brush.
- KSB05B has 5mm black brush.
- KSB05G has 5mm grey brush.
- KSB08 has 8mm black brush.
- KSB10 has 10mm black brush.
- KSB13 has 13mm black brush.
- KSF04 has 4mm black brush plus protruding fin.

hRB, hRF, hSB & hSF Polypropylene Brush Seals with Standard Aluminium Holder.



hRB - with Brush Seal
 hRF - with Fin and Brush Seal.

This range of seals features anodised or painted holders with a grey or black brush. Finned brush is available for superior acoustic and weather resistance. We can supply with slotted holes for screw application, or with self-adhesive tape backing.

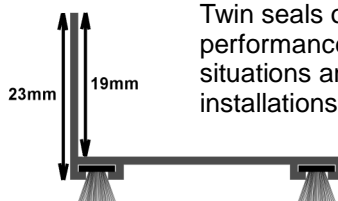


hSB - with brush seal.
 hSF - with fin and brush.

- hRB03 & hSB03 have 3mm black brush.
- hRB05B & hSB05B have 5mm black brush.
- hRB05G & hSB05G have 5mm grey brush.
- hRB08 & hSB08 have 8mm black brush.
- hRB10 & hSB10 have 10mm black brush.
- hRB13 & hSB13 have 13mm black brush.
- hRF04 & hSF04 have 4mm black brush plus protruding fin.

DLB & DLF Polypropylene Brush Seals

DLB - with brush seal.
 DLF - with Fin and brush.



Twin seals offer superior sealing performance, particularly in under door situations and to sides of sliding door installations. DLB & DLF Seals come with slotted holder for simple installation or adjustment.

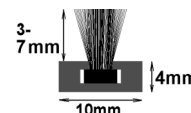
The aluminium holder is available in painted or anodised finish. DLF has the addition of a 5mm high acoustic fin protruding 1mm above the brush pile.

- DLB03 has 3mm black brush.
- DLB05B has 5mm black brush.
- DLB05G has 5mm grey brush.
- DLB08 has 8mm black brush.
- DLB10 has 10mm black brush.
- DLB13 has 13mm black brush.
- DLF04 has 4mm black brush plus protruding fin.

ELB Seal

Clear PVC extrusion with slot one side to insert a brush seal and double-sided tape on the other.

- ELB3 has a 3mm grey brush.
- ELB5 has a 5mm grey brush.
- ELB7 has a 7mm grey brush.

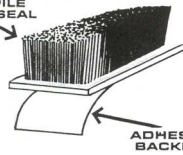


NOTE: The technical information and suggestions for use and application presented herein represent the best information available to us and are believed to be reliable. They should not however be construed as controlling suggestions and there is no warranty of performance of our materials either expressed or implied. We urge that users of our materials conduct confirmatory tests to determine final suitability for their specific end uses. All dimensions are nominal. We reserve the right to make changes or to withdraw designs and products without notice.

BRUSH PILE SEALS continued

SELF ADHESIVE POLYPROPYLENE BRUSH

WOVEN PILE WEATHERSEAL



SAB7.53

5.3mm high pile
7mm wide self-adhesive back

SAB11.88

8.8mm high pile
11mm wide self-adhesive back

ADHESIVE BACKING

BRUSH PILE INSERTS



- IB065** 6.5mm high brush pile - Black
- IB085B** 8.5mm high brush pile - Black
- IB085G** 8.5mm high brush pile - Grey
- IB110** 11mm high brush pile - Black
- IB130** 13mm high brush pile - Black
- IB160** 16mm high brush pile - Black



IF 075 7.5mm high brush pile with 8.5mm fin

SLB

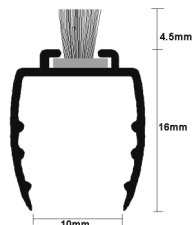


SLF



TIMBER KERF BLACK POLYPROPYLENE SEALS

	Pile		Kerf	
	Height	Depth	Width	
SLB5.50	5mm	6.5mm	2.5mm	
SLB5.75	7.5mm	6.5mm	2.5mm	
SLB5.90	9mm	6.5mm	2.5mm	
SLB5.115	11.5mm	6.5mm	2.5mm	
SLB5.14	14mm	6.5mm	2.5mm	
SLF5.50	5mm	6.5mm	2.5mm	
SLF5.75	7.5mm	6.5mm	2.5mm	



GE12-4

12mm Glass edge seal in clear PVC extrusion with brush protruding 4.5mm out of holder.